

# SUNTEGRA™ SHINGLE

## SOLAR ROOF SYSTEM

### Preferred Appearance

SunTegra™ Shingles integrate directly with composition roofs, enabling them to blend in with the roof and provide a sleek appearance preferred by four out of five customers.

### High Performance

Premium monocrystalline solar cells and unique TegraVent™ technology ensure best-in-class efficiency and energy performance.

Exceptional wind, snow and fire ratings ensure SunTegra™ Shingles will perform in a wide variety of environmental conditions.

### Reliable and Safe


SunTegra™ Shingles are based on proven solar cell and module technology and have passed both solar and roofing certifications.

Locking connectors, integrated wiring design, and welded junction box connections ensure the highest degree of electrical safety.


### Simple and Easy to Install

Lightweight design avoids the need for structural engineering and building permits. 50% fewer parts than a conventional rack-mounted solar system and installs in half the time.

Integrated wiring makes wire management a snap.



*TegraVent™  
technology*



SunTegra™ Shingle offers homeowners, builders and installers an innovative way to integrate solar directly into the sloped roof of a home, commercial building or carport. SunTegra™ Shingle solar roof systems integrate directly with composition roofing systems, providing the perfect combination of aesthetics, performance and value.



### ELECTRICAL PERFORMANCE

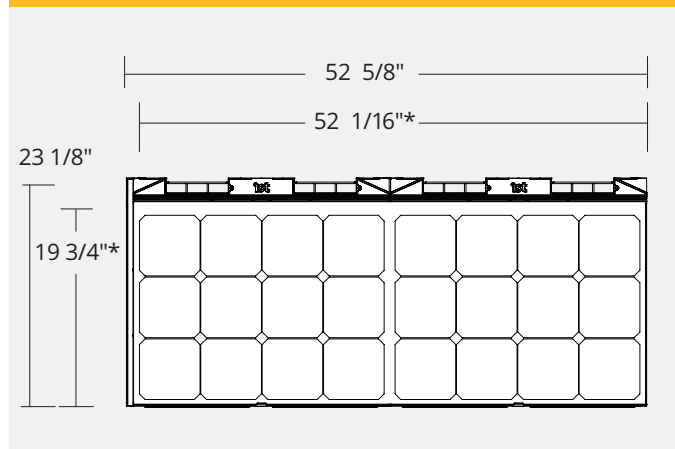
	STS 100		STS 95	
Peak Power (Wp)	100	W	95	W
Power Tolerance	+5/-3	%	+5/-3	%
Panel Efficiency*	15.1	%	14.4	%
Voltage at Peak Power (Vmp)	12.56	V	12.49	V
Current at Peak Power (Imp)	7.96	A	7.61	A
Open Circuit Voltage (Voc)	15.32	V	15.25	V
Short Circuit Current (Isc)	8.72	A	8.37	A
Maximum System Voltage	600	V	600	V
Series Fuse Rating	15	A	15	A
Temperature Coefficients				
Power (Wp)	-0.420	(%/C)		
Voltage (Voc)	-0.335	(%/C)		
Current (Isc)	+0.047	(%/C)		
NOCT (+/-2C)	55	C		

\*exposure area

### SAFETY AND PERFORMANCE CERTIFICATIONS

PV Certifications	UL 1703 (2013 Revision) CEC Listed
Roof System Certifications	Fire: UL 790, Class A Wind: ASTM D 3161 (pending) Rain: TAS 100-95 (pending)
Building Certifications (pending)	ICC AC 365

### SHINGLE DIMENSIONS



\*Dimensions of exposed area once installed.

### MECHANICAL CHARACTERISTICS

Dimensions - Outside Area	52 5/8" x 23 1/8" x 3/4"
Dimensions - Exposed Area	52 1/16" x 19 3/4"
Weight	18 lbs (250 lbs per square)
Cells	24 x High Efficiency monocrystalline
Front Glass	High transmission tempered glass
Junction Box	IP-65 rated with one diode per panel
Output Cables	6" 12 AWG cables with MC4 compatible connectors
IMS (Frame)	Advanced composite polymer with high UV stability

### APPLICATION LIMITS

Module Operating Temperature	-40C to +90C
Max. Static Load Rating	112 lbs/ft <sup>2</sup> , 5400Pa
Max. Wind Rating	110 mph standard
Impact Resistance (Hail)	25mm at 23 m/s

### WARRANTIES

Limited power warranty	25 year
Limited product warranty	10 year

### YOUR AUTHORIZED DEALER